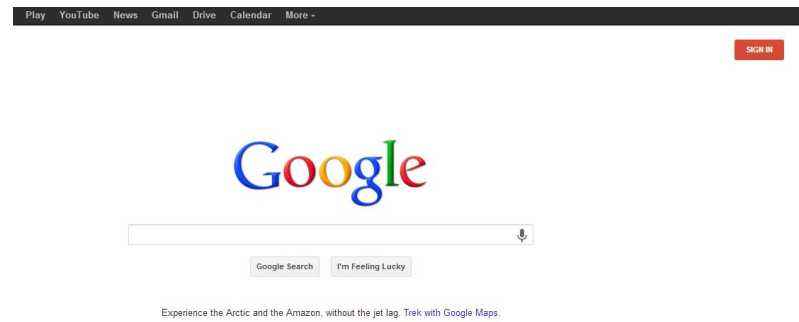


### Step 1

Go to Google.com


Click top right red box that says "sign in"

If you already see your name on the top right then please skip ahead to step 3.



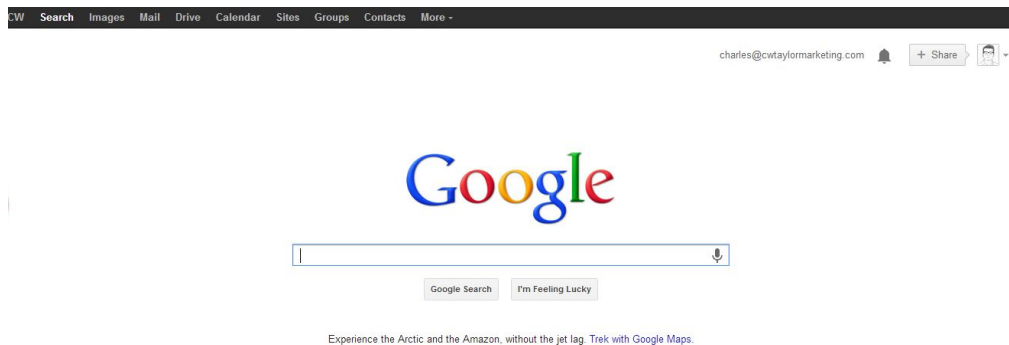
### Step 2

Sign in to your google account. Using your google username/email and password. Then click sign in...



### Step 3

Click on the top left hand corner where you should see "+ your name"



**CW TAYLOR MARKETING®**  
255 South Grand Avenue  
Los Angeles, CA 90012

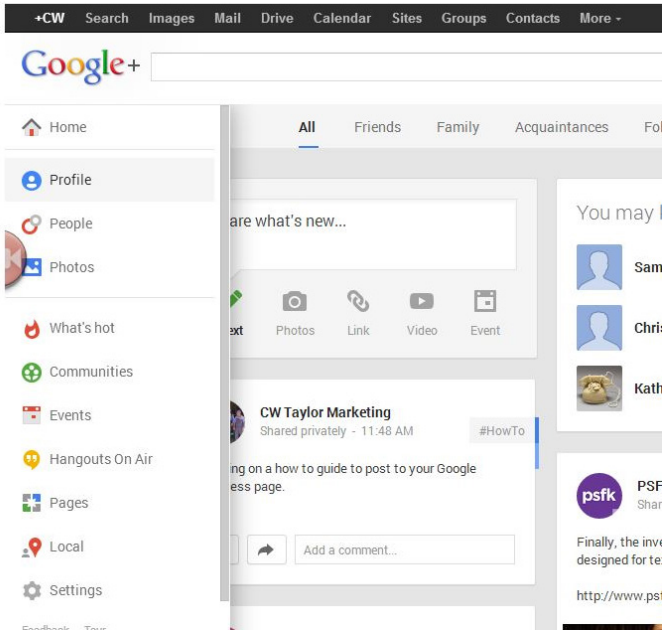
P (213) 935-8437

E charles@cwtaillormarketing.com

W www.cwtaillormarketing.com

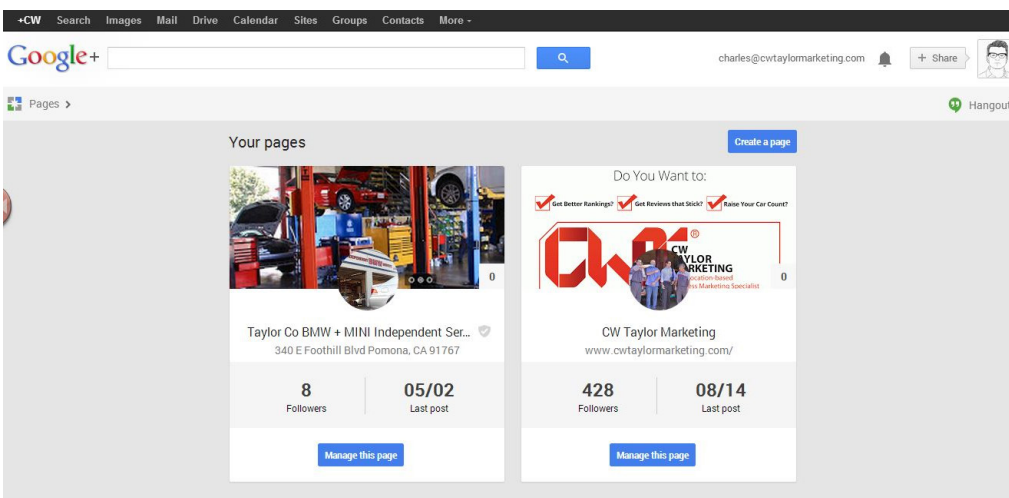
**Step 4**

Click / hover on the home button and when drop down appears click on “pages”.



**Step 5**

Click on manage page (this should be your business page).



**CW TAYLOR MARKETING®**  
255 South Grand Avenue  
Los Angeles, CA 90012

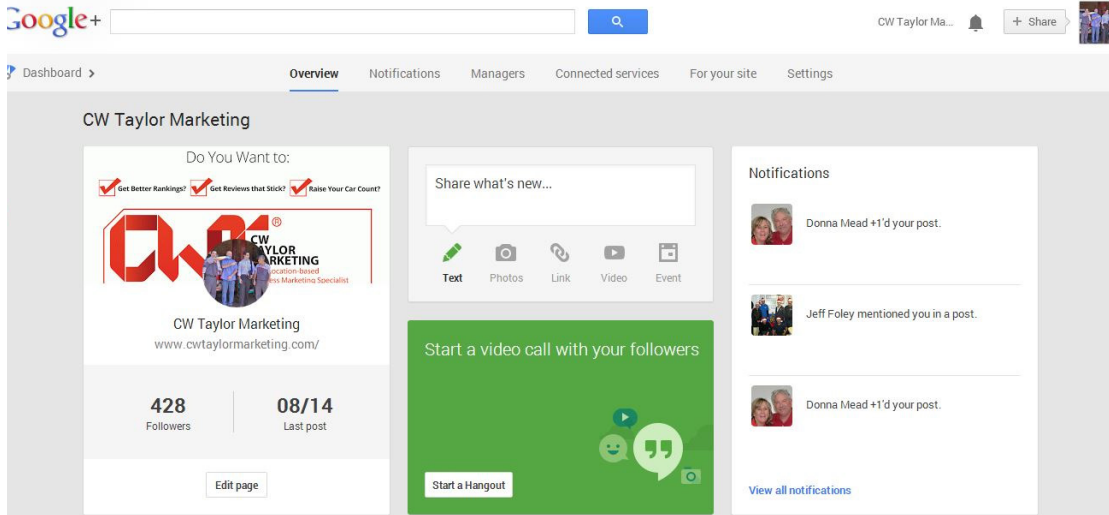
P (213) 935-8437

E charles@cwtaylormarketing.com

W www.cwtaylormarketing.com

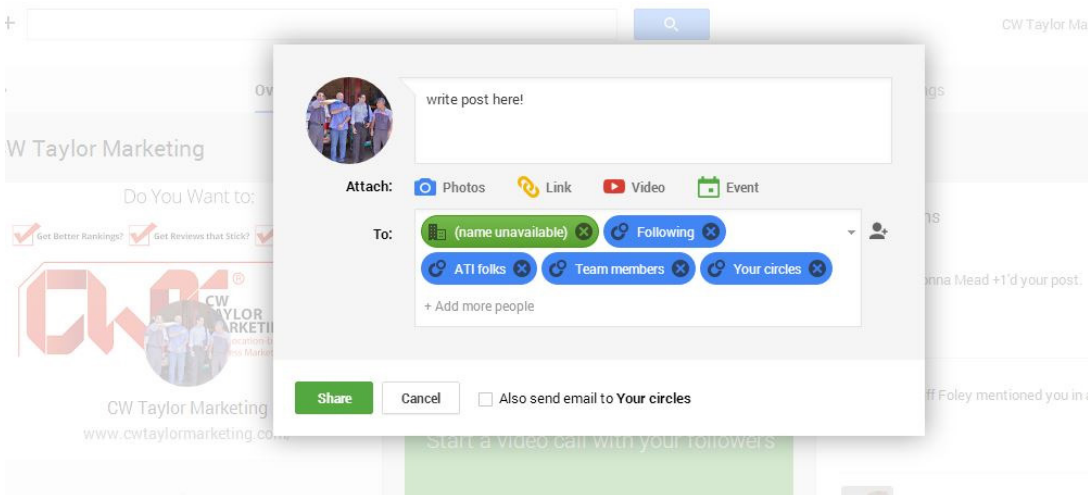
**Step 6**

Click on “share something new” than write a status share a link or a video from youtube!



**Step 7**

After you have written what you want to say click the “share” button. That is it your have posted to Google plus!



**CW TAYLOR MARKETING®**  
255 South Grand Avenue  
Los Angeles, CA 90012

P (213) 935-8437

E charles@cwtaormarketing.com

W www.cwtaormarketing.com